

Stand-in double stacker truck 2.0 ton

BT STAXIO

S-series

SSI200D

LI-ION

Lithium-Ion Energy System



Stand-in double stacker truck

Specification					SSI200D	
Identification	1.1	Manufacturer				Toyota
	1.2	Model				SSI200D
	1.3	Drive				Electric
	1.4	Operator type				Stand-in
	1.5	Load capacity/rated load	Q	kg		1000+1000
	1.6	Load center	c	mm		600
	1.8	Load distance (support arms raised/lowered)	x	mm		979/1010
	1.9	Wheelbase (support arms raised/lowered)	y	mm		1835/1866
	Weight	2.1	Service weight without battery		kg	
2.2		Axle load, with load, drive/castor/support arm wheel		kg		627/611/2011
2.3		Axle load, without load, drive/castor/support arm wheel		kg		485/400/365
Wheels	3.1	Drive/castor/fork wheel				Polyurethane*
	3.2	Wheel size, front		mm		ø250x92
	3.3	Wheel size, rear		mm		ø85x74
	3.4	Additional wheel size		mm		ø140x86
	3.5	Wheels, number front/rear (X = driven wheels)				2(1X) / 4
	3.6	Track width, front	b ₁₀	mm		460
	3.7	Track width, rear	b ₁₁	mm		390
Dimensions	4.2	Height, mast lowered	h ₁	mm		1410*
	4.3	Free lift	h ₂	mm		172*
	4.4	Lift	h ₃	mm		1660*
		Lift height	h ₂₃	mm		1750*
	4.5	Height, mast extended	h ₄	mm		2268*
	4.6	Initial Lift	h ₅	mm		120
	4.7	Height of overhead guard (cabin)	h ₆	mm		2350
	4.8	Stand height	h ₇	mm		262
	4.15	Height, fork lowered	h ₁₃	mm		90
	4.18	Overall chassis height	h ₁₅	mm		TBA
	4.19	Overall length	l ₁	mm		2222
	4.20	Length to face of forks	l ₂	mm		1022
	4.21	Overall width	b ₁	mm		790
	4.22	Fork dimensions	s/e/l	mm		70/180/1200
	4.25	Width over forks	b ₅	mm		570
	4.32	Ground clearance, center of wheelbase	m ₁	mm		19,5
	4.33	Aisle width for pallets 1000x1200 crossways	A _{st}	mm		2851
4.34	Aisle width for pallets 800x1200 crossways	A _{st}	mm		2694	
4.35	Turning radius	W _a	mm		2051	
Performance data	5.1	Travel speed, with/without load		km/h		8/11,5
	5.2	Lift speed, with/without load		m/s		0,26/0,43
	5.3	Lowering speed, with/without load		m/s		0,45/0,47
	5.8	Max. gradeability, with/without load ¹⁾		%		8/12
	5.9	Acceleration time (over 10 m)		s		5,5
	5.10	Service brake				Electromagnetic
Electric motor	6.1	Drive motor rating S2 60 min		kW		2,8
	6.2	Lift motor rating (S3 15%) / for 200DN (S3 8.5 at 150 bar)		kW		3
	6.4	Battery voltage/nominal capacity K _s		V/Ah		24/210,300,420
	6.5	Battery weight		kg		29, 44, 58
	6.6	Energy consumption according to EN16796		kWh/h		0,62
	Others	8.1	Type of drive control			
8.4		Sound level at the driver's ear according to EN12053		dB (A)		67

* Further alternatives are available and will produce other values. Data is based on configuration with Duplex Tele mast, 1750 mm (h23).

All data are based on table configuration. Other configurations may give other values.

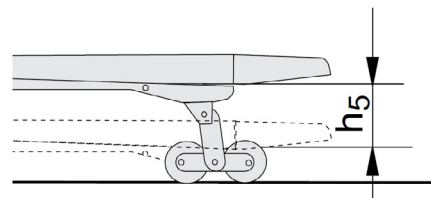
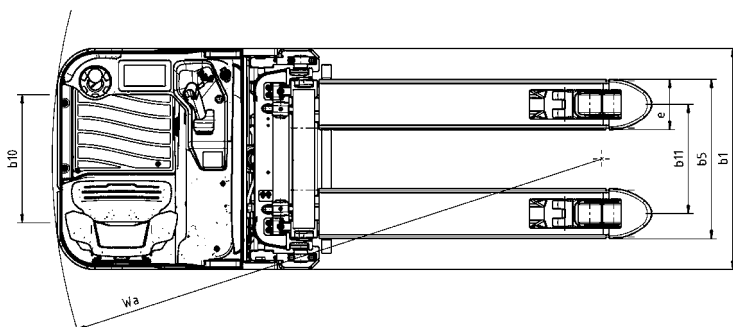
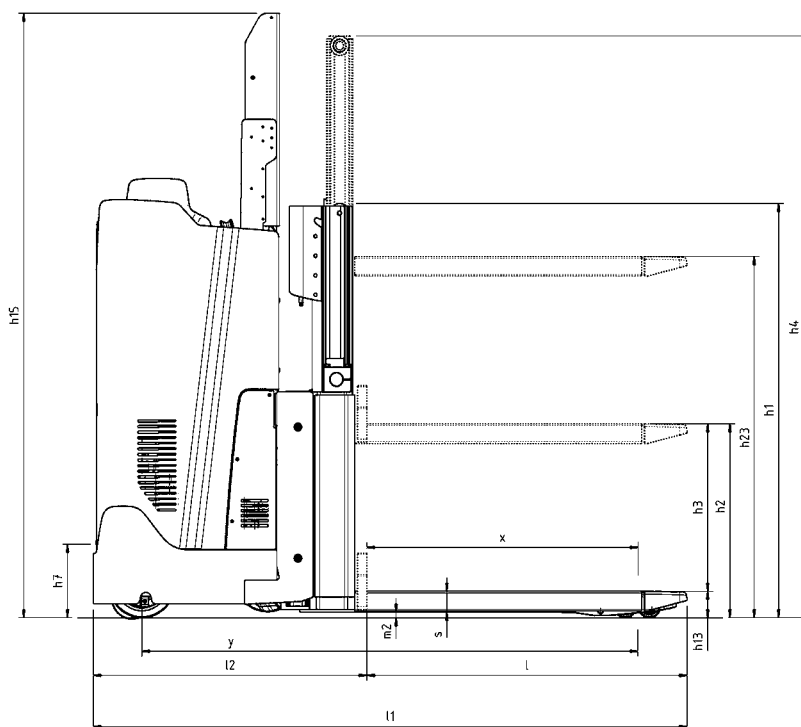
Truck performance and dimensions are nominal and subject to tolerances.

Toyota Material Handling Manufacturing Sweden AB products and specifications are subject to change without notice.

Mast dimensions

BT STAXIO

SSI200D			Duplex Tele Panoramic View				Duplex HiLo
h_{23}	Lift height ($h_{13}+h_3$)	mm	1600	1750	1900	2100	2500
h_3	Lift	mm	1510	1660	1810	2010	2410
h_1	Height, mast lowered	mm	1343	1418	1483	1593	1793
h_4	Height, mast extended	mm	2118	2268	2408	2618	3018
h_2	Free lift	mm	172	172	172	172	1356



Truck features:

- Fingertip controls
- Adjustable sit/stand chair
- 180° or 360° steering mode
- Driver detection system
- Multifunction colour touchscreen
- Carefree Li-Ion energy solution
- Automatic speed reduction in curves
- Blue LED warning light option
- Cold store option
- Automatic deceleration
- Automatic parking brake
- Clear view mast
- Electronic braking system
- Electronic regenerative brakes (motor)
- Electronic speed control

